

The Home Game Computer, CASIO PV-2000

CASIO[®]


Quick-Draw

Draw pictures on your TV screen!
Create your own computer games!

Home Game Computer,

Quick-Draw

CASIO PV-2000



The joystick is sold separately as an option. The television in the picture is not included in the price of the PV-2000. Please use your regular television set.

Casio turns your TV screen

It draws **PICTURES!**

With "Quick-Draw", anyone can draw pictures on a TV screen—EASILY!

And anyone can create computer games.

A truly fantastic new home game computer has arrived on the scene.

It's name is "Quick-Draw". Because it makes drawing so quick and easy.

And because it's so quick on the draw with exciting computer games.

This home game computer is just what you would expect from CASIO—easy to use, and great fun for everyone.

Just push an 8-direction key, and watch the lines appear on the screen!

When you want to make a picture of something, you'll first want to draw the outlines. As simply as you would draw lines in a sketch-book with a colored pencil, your "Quick-Draw" will let you draw on your TV screen. The lines appear on the screen right before your eyes just the way you want them to, almost as if they were alive—it's really exciting! "Quick-Draw" has 8 cursor keys for drawing in different directions. That means you can draw lines not only up and



down and sideways, but also slanted lines—easy! And not only straight lines, but any kind of complicated curves—just try your skill! How about trying to draw a perfect circle? See if you can do it.



16 brilliant colors to choose from!



want it. "Quick-Draw" offers you a choice of 16 colors. Using them is as easy as drawing the lines. All 16 colors are displayed as samples on the TV screen, so all you have to do is select the ones you want to use with the color selection keys. Whether you are coloring a large screen area or a small one—it's all so simple. Of course, you can erase the color samples. The colors of the rainbow—and many more—are yours with "Quick-Draw".

After you've drawn the outlines of your picture, you'll want to color it. Naturally, the more colors you can choose from, the easier it is to create an interesting picture, just the way you



• Cursor keys for drawing vertical, horizontal and oblique (slanted) lines.



• By just pushing this key in connection with a cursor key, you can draw a line in the desired direction.



• 16 color selection keys for specifying the color you want to use.



• By pressing this key simultaneously with a cursor key, you can paint any area on the screen.



en into a drawing board.

GAMES you make yourself are so much more fun!

Make it work—the way you want it to!

Create your own characters and move them around the screen! By character, we mean all those missiles, UFOs, helicopters etc. which appear in your games. "Quick-Draw" lets you draw any character you like, and moves it the way you want it to. Since it has special commands just for game use, all you have to do is specify those commands with the keyboard, and then leave it to the computer—"Quick-Draw" will obey your orders! It will move the characters around the screen, fire missiles, let characters appear or disappear suddenly. You name it—"Quick-Draw" will do it.

- You may draw large characters or small ones, as you wish. "Quick-Draw" can store up to 28 of these characters in its memory, and you can move every single one of them freely. Just think how many different games you will be able to create!
- When you turn on Quick-Draw's power, the computer will ask you what you want to do, right there on the screen. When you want to draw characters, you select the "ANIMATION" mode, when you want to draw a background scene, you choose "PICTURE" mode. In addition, there is "BASIC" mode for determining the movement of the characters, and "BASIC-4 LINE" mode. "Quick-Draw" is really easy to operate by using these 4 modes one after the other.

Done it! You just created your very own game!

After you've drawn your own characters such as missiles, UFOs or dinosaurs, decided their movements and painted a background scene the way you want it, all that's left to do is to make up your own simple story—and your own personal game is complete! Anyone can do it. Whether you choose outer space as your battle scene, or create a world of monsters, it's all up to you and your imagination.

Take up a real challenge—create a game of your very own!

Make games even more exciting with sound effects!

You can not only create the sound of shots and explosions, "Quick-Draw" also lets you make music with its 3 voice chord capability over 4 octaves (51 notes altogether) plus effects sounds. Of course, sound creation is easy as can be. Play your own melodies with Quick-Draw!


- "Quick-Draw" comes complete with the "Quick-Draw Manual", which helps you understand operation while having fun, and with the "Game Creation Handbook", full of all kinds of ideas for making games. With these two booklets, you become an animator right away!
- With the cassette interface (optional) and a cassette tape recorder, you can save the games and pictures you've made on tape. Make your very own game library!

You can have fun using game cartridges too!

By simply inserting optional game cartridges into the slot on the top of your "Quick-Draw", you can enjoy a variety of popular games. Special "ATTACK" keys are provided. And the "QUICK-DRAW SPECIAL" game cartridge will help you make your own unique games with even greater ease.

Learn to understand computers, while having fun!

Just draw your own pictures and create your own games—and before you know it, you'll become an expert on personal computers and the BASIC language. That's because "Quick-Draw" is not only fun to play games with, it's also a real state-of-the-art home computer, with many different applications and scope for growth.





**Unique Casio software like "Quick"
"PACHINKO—UFO," etc.**

Quick-Draw Special

Have fun with 3 different kinds of games on a background you've created yourself: Stone age, present or future. It's twice the fun! The fun of creating a game, and the fun of playing it. Helps you make up your very own games.

2. Draw the background.

3. Complete your own unique game.



PACHINKO-UFO

Will you get an "all seven"?! Electronics make this game even more interesting than the "real thing". Have fun shooting down the UFOs as well.



SKI COMMAND

SKI COMMAND
The super skier's orders are to destroy the enemy fortress. Lead the attack, but watch those enemy snowmobiles and pill-boxes!

A joystick with a real jet feeling—a Casio exclusive.



TJ-1 (optional)

Add a cassette recorder and a printer, and you've got a full-fledged computer!

For saving the games you've created on cassette tape with most cassette recorders.



CMT Interface
FA-30 (optional)

Increase memory capacity.
Extension RAM




OR-116 16Kbytes (optional)
OR-104 4Kbytes (optional)

AC adapter

PV-2000 Standard Accessories

- AC adapter
- Switch box
- RF cable



RF cable

Switch box

■ PV-2000 Specifications

● CPU: Z-80A compatible (3,579MHz) ● Memory: RAM 4KB, ROM 16KB ● Extension memory (optional): RAM 4KB, 16KB, ROM 8KB, 16KB, (32KB cannot be used simultaneously with RAM) ● CRT (TV screen) output: Character display 30 characters (horizontal) × 24 characters (vertical) (32 × 24), 30/32 character compatible ● Characters: 8 × 8 dot matrix characters; alphanumeric, symbols, special symbols, number of dots: 240 horizontal × 192 vertical (256 × 192). Colors; 16 colors. Sprite: 28 ● Sound: 3 voice chords, 4 octaves + 1 effects sound ● Keyboard: 68 keys (ASCII layout), function keys, 2 attack keys, 8 cursor control keys ● Editing functions: 8-direction independent cursor control keys, home clear, insert, delete ● Built-in software: C-83 BASIC, background picture creating function, animation movement function ● Interfaces: TV RF or video, Printer: Centronics standard (optional), CMT 300 baud/1200 baud (optional) ● Dimensions: main unit 297(W) × 211(D) × 46(H)mm, ● Weight: main unit 1100g. ● Power source: AC ● Power consumption: 8.2W ● Ambient operating temperature: 0°C ~ 40°C

BASIC Expansion ROM Cartridge (option)

- Real Number BASIC ROM Cartridge (for expanding PV-2000's calculating)
- Game Expansion BASIC ROM Cartridge (for creating even more intricate games)

■ List of Commands and Statements

● Commands: CLEAR-EDIT-GLOAD-GSAVE-LIST-LLIST-LOAD-NEW-RUN-SAVE-VERIFY
● Statements: MOVE-ANIM-ON/STOP/OFF-CALL-CLS-COLOR-DATA-DIM-END-FOR-TO-STEP-NEXT-GOSUB-RETURN-GOTO-IF-THEN-INPUT-LET-LOCATE-PRINT-MAG-ON-GOSUB-ON-GOTO-PLAY-POKE-PRINT-READ-REM-RESTORE-SOUND-STOP ● Functions:
ABS-ASC-ATTACK-CHRS-COORD-FRE-INKEYS-LEN-MIDS-PEEK-RND-SGN-STICK-STR\$
TAB-TIME-VAL ● Operations: +-*-/AND-OR-XOR-NOT-MOD:<>.<->=>=<=>

* Specifications and designs subject to change without notice

Note : This brochure is used only for "COMDEX/EUROPE '83" in Netherlands.

CASIO

PRINTED
IN
JAPAN